

# Circle of Friends Peer-Mediated Intervention-Part 2



Mary Schlieder, Ed.D.

[mary.schlieder@gmail.com](mailto:mary.schlieder@gmail.com)

[bit.ly/cofne](http://bit.ly/cofne)

# Objectives

## Webinar Part 1

- Explore program background and evidence-base for CoF
- Learn group implementation basics
- Compare different CoF models

## Webinar Part 2

- Learn how to facilitate CoF meetings
- Explore obstacles and possible solutions
- Learn next steps-support for your groups

# Meetings: Goals

- Build community
- Educate peer mentors
  - General awareness
  - Individual focus student needs
- Feedback on focus students from peers
- Teach social skills
- Provide social interaction opportunities



# Meetings: Communication

## Meetings w/ out focus student in attendance

- Successes/challenges
- Role play solutions
- Awareness

## Meetings w/ child in attendance

- Community building
- Awareness
- Teach social skills
- Provide social interaction time
- **HAVE FUN!**



# Meetings: Communication

- Bulletin boards
- School bulletin
- Email
- Google Classroom
- Instant Messenger
- Flyers
- Social media



# Meetings: Community Building

- Strengths-Challenge lessons; emphasize similarities
- Meet and Greet
- Trust building






# Meetings: Community Building



# Meetings: Community Building



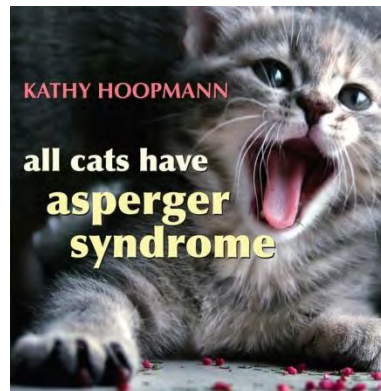
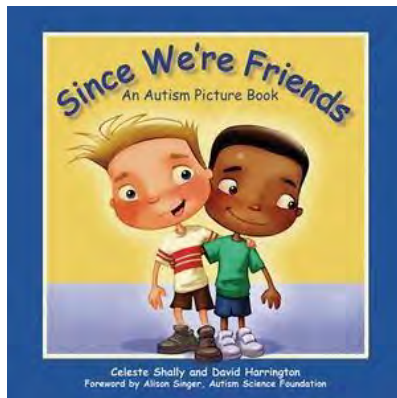



# Meetings: General Awareness


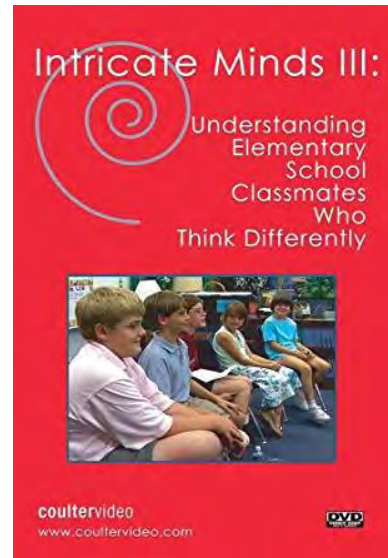
- Emphasize similarities; all have strengths/challenges
- Can be student-led



# Meetings: General Awareness



# Meetings: General Awareness





# Meetings: Awareness of Individual Focus Student

- Communicate with parent
- Smaller group of peers working closely with student
- Frequent communication/feedback with peers
- Examples:
  - Recess
  - Specific subject/class at school
  - Extracurricular activity



# Meetings: School-Wide Awareness





# Meetings: School-Wide Awareness



# Meetings: School-Wide Awareness





# Meetings: School-Wide Awareness



# Meetings: Teach Social Skills

- Playing with others at recess
- Transitions
- Personal space
- Turn taking
- Conversation skills
- Appropriate social media use
- Good hygiene
- Giving and accepting compliments
- What to expect and how to behave (birthday parties, homecoming, prom, at Thanksgiving dinner...)
- Lagging social skills that arise in CoF social situations and/or based on peer feedback



# Meetings: Teach Social Skills

## What to Expect: The Social World of Prom

<https://docs.google.com/a/nsdtitans.org/presentation/d/1cWIUciyyL7MVbxEirFYzgcd6aicAAQyjZAQ26IJGNrw/edit#slide=id.p>





# Meetings: Teach Social Skills Conversation

Starting, maintaining, and ending a conversation

- **Step 1: Getting started**--Greeting “Hi, (name). How’s it going?”
- **Step 2: Small talk**-- Positive chit chat, refer to ‘Big 12’ topics
- **Step 3: Ask backs**--Show interest in the other person
- **Step 4: Ask for ?’s**--To keep the conversation going
- **Step 5: Wrapping it up**--”Well the bells going to ring. See ya.”



# Meetings

## Teach Social Skills--Conversation


- Music
  - Sports
  - Current activity
  - Weather
  - School
  - Your day/weekend
- TV
  - Hobby/Interest
  - Family
  - Movies
  - Pets
  - Books



# Meetings:

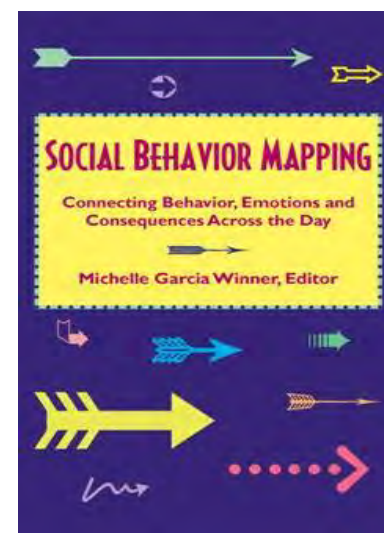
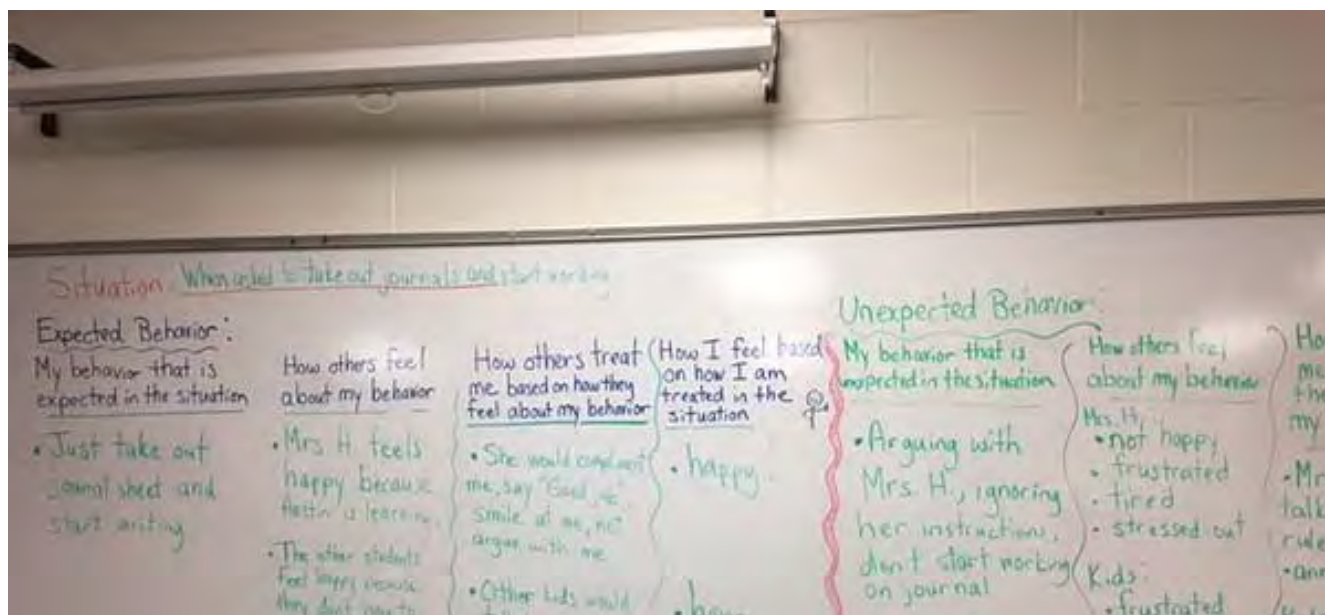
## Teach Social Skills--Conversation

Using Visuals to Track and Analyze Conversation



# Meetings: Teach Social Skills

## Social Behavior Mapping



# Meetings: Teach Social Skills

- Game-Based Learning





# Meetings: Service Learning Projects



# Meetings: Service Learning Projects





# Meetings

## Providing Social Interaction Opportunities

- Gym (kickball, badminton, wiffle ball, basketball, hula hoops, obstacle courses)
- Board games
- Scavenger hunt
- Youtube video contest
- Cookie decorating
- Eat lunch together and visit
- Technology share
- Arts and crafts
- Hobby clubs (chess, anime, D & D, Minecraft, Pokemon)



# Out of School Activities: Optional

- Monthly
- Student generated
  - Bowling
  - Fun park
  - Potluck
  - Movies
  - Laser tag
  - School functions
    - Sports
    - Plays
    - homecoming
  - Local park
  - Parties after school



# Fundraising: Optional

- Promotes caring, giving back, not “all about me”
- Opportunities to practice social skills
  - Manners, getting along with others, hygiene, group work
- Provides additional funds for your group
  - Students in need at prom
  - End of year celebration
  - CoF t-shirts
  - Meeting snacks
  - Students who can't afford an activity
  - Social skills and meeting materials





# Fundraising Ideas

- Wear jeans or hat day
- Concessions
- Coffee shop
- Coat check at indoor winter sporting events
- Bake sale
- T-shirt design contest and sale
- Sell bracelets, candy to promote autism awareness
- 50/50 raffle



# Make a Schedule: Sample

Aug. 15<sup>th</sup>: Community Building

Aug. 22<sup>nd</sup>: Community Building

Aug. 29<sup>th</sup>: Autism Awareness

Sept. 5<sup>th</sup>: Autism Awareness

Sept. 12<sup>th</sup>: Gym/Playground

Sept. 19<sup>th</sup>: Social Skills-Conversation

Sept. 26<sup>th</sup>: Social Skills-Conversation

Oct. 3<sup>rd</sup>: Conversation Cube Game

Oct. 10<sup>th</sup>: Game-Apples to Apples

Oct. 17<sup>th</sup>: Game-BINGO

Oct. 24<sup>th</sup>: Pumpkin Painting

Oct. 31<sup>st</sup>: Pumpkin Painting

Nov. 7<sup>th</sup>: Social Skills-Personal  
Space

Nov. 14<sup>th</sup>: Social Skills-Hygiene

Nov. 21<sup>st</sup>: Make No-Bake Cookies

Dec. 6<sup>th</sup>: Gym/Playground-Good  
Sportsmanship Lesson

Dec. 13<sup>th</sup> Board Games-Good  
Sportsmanship Lesson

Dec. 20<sup>th</sup>: Christmas Party

**\*\*Build in peer-only  
feedback meetings as needed.**

# Possible Obstacles

- Meeting attendance
- Too many kids wanting to join
- Reluctant focus students
- Finding committed, available peers
- Time!
  - Find a partner
  - Stick to meeting schedule



# Next Steps: Supports CoF Virtual Learning Community Site

[bit.ly/cofne](https://bit.ly/cofne)



The screenshot shows the homepage of the "COF Learning Community". The header includes a logo for Nebraska and the text "COF Learning Community". The navigation menu consists of: Home, About COF, FAQ, Ideas and Resources (with a dropdown arrow), Paperwork, Success Stories, and Contact Info. A search icon is located on the right. A dropdown menu is open under "Ideas and Resources", listing: Awareness and Bully Pr..., Social Skills Teaching Id..., Activity Ideas, Fundraising, and SEL Literature Lessons. The main content area features a large photograph of three young women wearing blue t-shirts with the "Norris Circle of Friends" logo and beaded necklaces. Below the photo is a blue banner with the text "Circle of Friends Virtual Learning Community". At the bottom, a welcome message reads: "Welcome to the Nebraska ASD Network's Circle of Friends virtual learning community for participants in the K-12 Circle of Friends (COF) program. This site provides a virtual learning community for participants in the K-12 Circle of Friends (COF) program. This site provides a virtual learning community for participants in the K-12 Circle of Friends (COF) program." A URL is visible at the bottom left: <https://sites.google.com/view/circle-of-friends-community/ideas-and-resources?authuser=0>. A small edit icon is in the bottom right corner.



# Next Steps: Supports

- Develop a practical, working plan to implement your Circle of Friends group this fall.

[bit.ly/cofnextsteps](http://bit.ly/cofnextsteps)

